



Simple and easy appearance, in line with contemporary aesthetic concept. The product has the structure and appearance design patent. The lamp body adopts high-pressure cast aluminum and aluminum alloy, the surface is coated with outdoor used powder, double anti-corrosion to extend service life. This lawn lamp series uses LED. High efficiency constant current driver, ensure the light source is maximum used.

FIELDS OF APPLICATION

Office & Education, offices, open-plan offices, conference rooms, conference rooms, reception areas, counters, galleries, hotels, restaurants, living spaces

IEC 62717 LED-modules for general lighting – Performance requirements
IEC 62722-2-1 Particular requirements for LED luminaires

High Lumen Efficacy 115lm/W
Body - Die cast aluminum housing with solvent free powder coating
Diffuser - PMMA polycarbonate pattern lens.
Glowing Wire Test - 850°
Temperature - ta=20 °C ~ ta max=50 °C
Class - III

Model --- PREVA

7 years Standard Guarantee
Guarantee



A - Ø 50-72mm

Default Available

PREVA-A-0-4-27-W-4W-IP20



Product Assistant Chart

PREVA	X	X	X	X	X	Size	A	B	C	D		
						Driver	0	1	2	3	4	5
						Beam Angle	15°	24°	36°	36°		
						Kelvin	27	30	40	50	60	RGBW TUN
						Finishing	W	B				
						Wattage	4W	6W	8W	10W	12W	

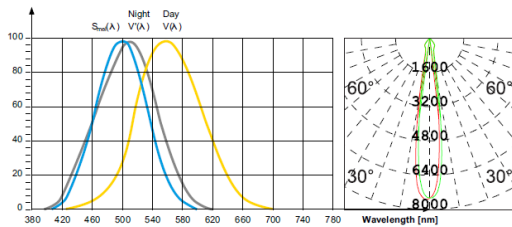
Lighting Customization Solution can offer you modifications for environment with higher options as a customized product.

IP-20 IP-44 COB McA Step 3 220~240V

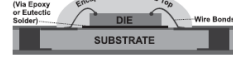



Relative spectral perception of brightness and melanopic effect

Effect as a percentage



Explanation of the three curves:
V(A) = Perception of brightness, daytime seeing with the cones
V(A) = Nighttime seeing with the rods
S_m(A) = Melatonin suppression with the photosensitive ganglion cells



Optic Accessories

- Honeycomb louver
- Woven glass
- Striation glass

LED life time		Operating time 1.000 h										
Lamp Lumen Maintenance Factor		1	10	20	30	40	50	60	70	80	90	100
Lamp Survival Factor		1	1	1	1	1	1	1	1	0.99	0.99	0.99
L80	50.000 h	LLMF	1	0.96	0.92	0.88	0.84	0.80	0.76	0.72	0.68	0.64
		LSF	1	1	1	1	1	1	0.99	0.99	0.99	0.98
L80	100.000 h	LLMF	1	0.98	0.96	0.94	0.92	0.90	0.88	0.86	0.84	0.82
		LSF	1	1	1	1	1	1	1	0.99	0.99	0.99



LED



series wiring



LM-80

